




# Choosing the right kitchen countertop

From *Inspired House* issue #1,  
November/December 2003



Shopping for a new kitchen countertop? We've compiled all of the pros, cons and costs from our article *Choosing the Right Kitchen Countertop* from the premier issue of *Inspired House* magazine.

	PROS 	CONS 	COST 	NOTES
<b>Wood</b>	<ul style="list-style-type: none"> <li>Adds look of warmth</li> <li>Surface can be renewed by sanding               <ul style="list-style-type: none"> <li>Won't hurt knives</li> </ul> </li> </ul>	<ul style="list-style-type: none"> <li>Burns easily</li> <li>Needs oiling</li> <li>Absorbs food odors</li> <li>Standing water can blacken wood</li> </ul>	<ul style="list-style-type: none"> <li>\$50–\$200 per square foot, installed</li> </ul>	
<b>Stone</b>	<ul style="list-style-type: none"> <li>Timeless, natural style</li> <li>Extremely durable</li> <li>Resistant to heat</li> <li>No two stone counters look the same</li> </ul>	<ul style="list-style-type: none"> <li>Some can scratch or stain</li> <li>Occasional sealing needed</li> <li>Tough on dishware and glasses</li> </ul>	<ul style="list-style-type: none"> <li>\$50–\$200 per square foot, installed</li> </ul>	
<b>Concrete</b>	<ul style="list-style-type: none"> <li>Luxurious, tactile surface</li> <li>Allows creative use of custom colors and inlays</li> <li>Heat resistant</li> </ul>	<ul style="list-style-type: none"> <li>Tough on glasses</li> <li>Needs occasional waxing to prevent stains</li> </ul>	<ul style="list-style-type: none"> <li>\$75–\$200 per square foot, installed</li> </ul>	
<b>Engineered Stone</b>	<ul style="list-style-type: none"> <li>Extremely durable</li> <li>Resists heat and scratches</li> <li>Easy to maintain</li> <li>Feels like stone but with many more color choices</li> </ul>	<ul style="list-style-type: none"> <li>Less natural-looking than the real thing</li> </ul>	<ul style="list-style-type: none"> <li>\$40–\$125 per square foot, installed</li> </ul>	
<b>Ceramic Tile</b>	<ul style="list-style-type: none"> <li>Resistant to heat               <ul style="list-style-type: none"> <li>Many styles, patterns, and colors</li> <li>Homeowner installation possible</li> </ul> </li> </ul>	<ul style="list-style-type: none"> <li>Uneven surface</li> <li>Can be scratched or chipped</li> <li>Acids and oils can stain the grout, which needs occasional sealing</li> </ul>	<ul style="list-style-type: none"> <li>\$20–\$100 per square foot, installed</li> </ul>	
<b>Solid Surface</b>	<ul style="list-style-type: none"> <li>Resistant to staining</li> <li>Surface is renewable</li> <li>Easy to clean and maintain</li> <li>Many color choices</li> </ul>	<ul style="list-style-type: none"> <li>Not heat or scratch resistant</li> <li>Looks less natural than stone</li> </ul>	<ul style="list-style-type: none"> <li>\$40–\$100 per square foot, installed</li> </ul>	
<b>Laminates</b>	<ul style="list-style-type: none"> <li>Wide range of colors and styles</li> <li>Easy to clean and maintain</li> </ul>	<ul style="list-style-type: none"> <li>Susceptible to burns and scratches, and the marks are permanent</li> </ul>	<ul style="list-style-type: none"> <li>\$10–\$20 per square foot, installed</li> </ul>	
<b>Metal</b>	<ul style="list-style-type: none"> <li>Heat proof</li> <li>Can use integrated sinks</li> <li>Stainless steel is impervious to acids and oils</li> <li>Copper and zinc develop a warm patina</li> </ul>	<ul style="list-style-type: none"> <li>Can scratch easily</li> <li>Stainless steel can look institutional</li> </ul>	<ul style="list-style-type: none"> <li>\$75–\$150 per square foot, installed</li> </ul>	